



MAGNUM
ENERGY




Magnum Panel Systems

UL1741 Interconnection System Equipment



The Powerful Difference

MMP – Mini Magnum Panel



The MMP Enclosure



The MMP shown with inverter (sold separately) and optional remote and backplate.

The MMP – Mini Magnum Panel is an inclusive, easy-to-install panel designed to work with one Magnum MS-AE, MS-PAE, MS, RD or other non-Magnum inverter/charger.

FEATURES:

- **Small footprint:** only 12.5” wide x 18” tall x 8” deep
- **Money-saving design:** not only is the MMP less expensive, but it is pre-wired for fast installation, saving labor costs
- **Easy access:** front-mounted breakers and remote (optional)
- **Choices:** can be wired for 120 VAC or 120/240 VAC output
- **Inclusive:** works with non-Magnum inverter/chargers (stand-alone parts included)
- **Listed:** ETL listed to UL1741 and CSA C22.2 107-01
- **DC load breakers:** fits either din rail or back-mount DC load breakers.

INCLUDES:

- One DC breaker – 175A or 250A
- One AC bypass breaker – 30A dual pole or 60A single pole
- One AC input breaker – 30A dual pole or 60A single pole
- 500A/50mv DC shunt
- DC buss bars for battery positive and negative
- Din rail or back mount for optional DC mini breakers – will hold up to eight breakers


PART NUMBERS

- MMP250-30D
- MMP250-60S
- MMP175-30D
- MMP175-60S

MPSL - Magnum Panel



The MPSL shown with a single inverter (sold separately).



The MPSL shown with two inverters (sold separately), an MPX extension to accommodate a second inverter, an optional dual backplate, and an optional router.

The MPSL – Magnum Panel, Single Enclosure, Low Capacity – is designed to accommodate a maximum of two inverters.

FEATURES:

- **Expandable:** start with the enclosure and just one inverter and in the future expand to two inverters with ease, using the MPX.
- **Easy installation:** all connections are front-mounted, including AC and DC breakers and the MPX.
- **Labor saving:** panel is pre-wired for fast installation, saving labor costs.
- **DC load breakers:** fits either din rail or back-mount DC load breakers.
- **Convenient knockouts:** knockouts on the side of the enclosure are compatible with most charge controllers.


INCLUDES:

- One DC breaker – 250A
- One 60A AC bypass breaker
- 500A/50mv DC shunt
- Inverter AC input protection
- MPX extension includes AC/DC circuit protection and wiring

PART NUMBERS

- MPSL-30D
- MPSL-60S

MPSH - Magnum Panel



The MPSH shown with three inverters (sold separately), two MPX extensions to accommodate the additional inverters, two backplates, and an optional router.

The MPSH – **Magnum Panel, Single Enclosure, High Capacity** – is designed to accommodate a maximum of three inverters.

FEATURES:

- **More power capacity:** the 125A bypass breaker and the 1000A DC shunt safely handle the power from larger systems.
- **Expandable:** start with the enclosure and just one inverter and in the future expand to up to three inverters with ease, using the MPX.
- **Labor saving:** panel is pre-wired for fast installation, saving labor costs.
- **Easy installation:** all connections are front-mounted, including AC and DC breakers and the MPX.
- **DC load breakers:** fits either din rail or back-mount DC load breakers.
- **Convenient knockouts:** knockouts on the side of the enclosure are compatible with charge controllers.


INCLUDES:

- One DC breaker – 250A
- One 125A AC bypass breaker
- 1000A/100mv DC shunt
- Inverter AC input protection
- MPX extension includes AC/DC circuit protection and wiring

PART NUMBERS

- MPSH-30D

MPDH - Magnum Panel



The MPDH shown with four inverters (sold separately), two MPX extensions to accommodate the additional inverters, three backplates, and the Magnum router.

The MPDH – Magnum Panel, Dual Enclosure, High Capacity – is designed to accommodate a maximum of four inverters with two enclosures – one for AC connections and one for DC connections.

FEATURES:

- **More power capacity:** the 125A bypass breaker and the 1000A DC shunt safely handle the power from larger systems.
- **Expandable:** start with the enclosures and just two inverters and in the future expand to up to four inverters, using the MPX.
- **Easy installation:** all connections are front-mounted, including AC and DC breakers and the MPX.
- **Labor saving:** panel is pre-wired for fast installation, saving labor costs.
- **DC load breakers:** fits either din rail or back-mount DC load breakers.
- **Convenient knockouts:** knockouts on the side of the enclosures are compatible with charge controllers.
- **Separate AC and DC enclosures:** for installers who prefer separate enclosures, the MPDH provides an easy solution.

INCLUDES:

- Two DC breakers – 250A
- One 125A AC bypass breaker
- 1000A/100mv DC shunt
- Inverter AC input protection
- MPX extension includes AC/DC circuit protection and wiring

PART NUMBERS

- MPDH-30D

Magnum Panel Selection Guide

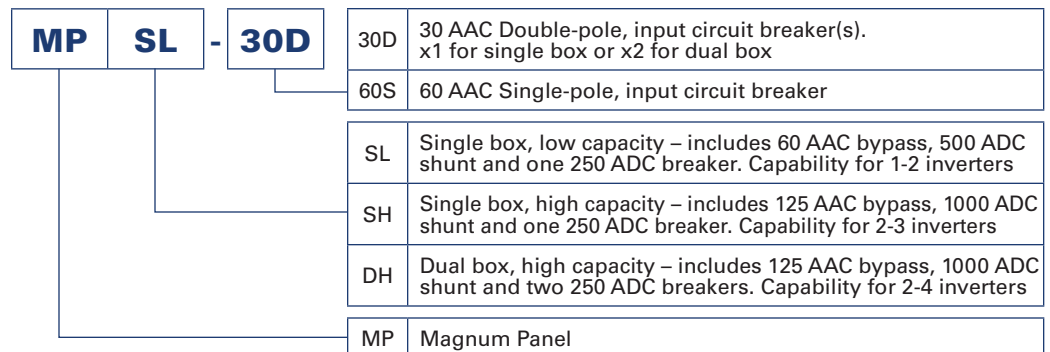
Inverter to Panel Selection							
Inverter Model	Qty	AC Wiring Configuration	Required Panels		Options that allow future expansion of additional PAE inverters	Continuous Power Output at 25° C	
MS2012	1	SISO-60	MMP250-60S	See page 1	NA	2.0 KVA	
	1	DIDO	MMP250-30D	See page 1	NA	2.0 KVA	
MS2812	1	SISO-60	MMP250-60S	See page 1	NA	2.8 KVA	
	1	DIDO	MMP250-30D	See page 1	NA	2.8 KVA	
MS4024	1	SISO-60	MMP250-60S	See page 1	NA	4.0 KVA	
	1	DIDO	MMP250-30D	See page 1	NA	4.0 KVA	
	2	SISO-60 (series stacked)	MPSL-60S + MPX-60S	See page 2	NA	8.0 KVA	
	2	DIDO	MPSL-30D + MPX-30D	See page 2	MPSH-30D + MPX-30D	8.0 KVA	
MS4024PAE	1	DIDO	MMP250-30D	See page 1	NA	4.0 KVA	
	2	DIDO x 2	MPSL-30D + MPX-30D	See page 2	MPSH-30D + MPX-30D or MPDH-30D	8.0 KVA	
	3	DIDO x 3	MPSH-30D + MPX-30D (x2)	See page 3	MPDH-30D + MPX-30D	12.0 KVA	
	4	DIDO x 4	MPDH-30D + MPX-30D (x2)	See page 4	NA	16.0 KVA	
MS4448PAE	1	DIDO	MMP175-30D	See page 1	NA	4.4 KVA	
	2	DIDO x 2	MPSL-30D + MPX-30D	See page 2	MPSH-30D + MPX-30D or MPDH-30D	8.8 KVA	
	3	DIDO x 3	MPSH-30D + MPX-30D (x2)	See page 3	MPDH-30D + MPX-30D	13.2 KVA	
	4	DIDO x 4	MPDH-30D + MPX-30D (x2)	See page 4	NA	17.6 KVA	

Reading Magnum Panel Part Numbers

Available Magnum Panel part numbers:

- MPSL-30D
- MPSL-60S
- MPSH-30D
- MPDH-30D

Magnum Panel part numbers follow the same three-part pattern: MPSL-30D, which may be broken down into:

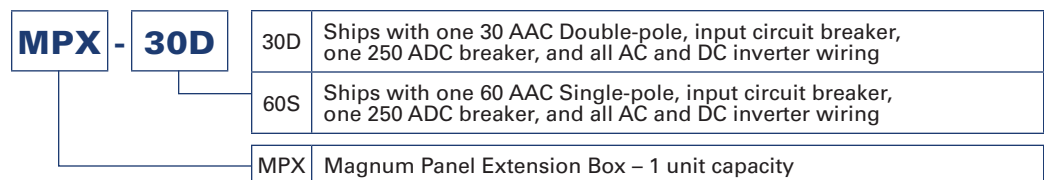


Standard Features						Optional Features	
Nominal DC Input Voltage	AC Input Voltage & Frequency	Inverter AC Output Voltage & Frequency	Battery Charger Output Voltage & Frequency	AC Input / Pass-through Capacity Breaker Rating at 25° C	AC Input / Bypass with Interlock	Maximum DC Load Breakers (13mm width / back mount)	
12 VDC	120 VAC @ 60 Hz	120 VAC @ 60 Hz	100 amps DC	60 amps AC	D60 amps AC	8 / 4	
12 VDC	120 / 240 VAC @ 60 Hz	120 VAC @ 60 Hz	100 amps DC	D30 amps AC	D60 amps AC	8 / 4	
12 VDC	120 VAC @ 60 Hz	120 VAC @ 60 Hz	125 amps DC	60 amps AC	D60 amps AC	8 / 4	
12 VDC	120 / 240 VAC @ 60 Hz	120 VAC @ 60 Hz	125 amps DC	D30 amps AC	D60 amps AC	8 / 4	
24 VDC	120 VAC @ 60 Hz	120 VAC @ 60 Hz	105 amps DC	60 amps AC	D60 amps AC	8 / 4	
24 VDC	120 / 240 VAC @ 60 Hz	120 VAC @ 60 Hz	105 amps DC	D30 amps AC	D60 or D 125 amps AC	8 / 4	
24 VDC	120 / 240 VAC @ 60 Hz	120 / 240 VAC @ 60 Hz	105 amps DC x 2	D60 amps AC	D60 or D 125 amps AC	10 / 5	
24 VDC	120 / 240 VAC @ 60 Hz	120 / 240 VAC @ 60 Hz	105 amps DC x 2	D60 amps AC	D60 or D 125 amps AC	10 / 5	
24 VDC	120 / 240 VAC @ 60 Hz	120 / 240 VAC @ 60 Hz	105 amps DC	D30 amps AC	D60 amps AC	8 / 4	
24 VDC	120 / 240 VAC @ 60 Hz x 2	120 / 240 VAC @ 60 Hz x 2	105 amps DC x 2	D30 amps AC x 2	D60 or D 125 amps AC	10 / 5	
24 VDC	120 / 240 VAC @ 60 Hz x 3	120 / 240 VAC @ 60 Hz x 3	105 amps DC x 3	D30 amps AC x 3	D125 amps AC	NA	
24 VDC	120 / 240 VAC @ 60 Hz x 4	120 / 240 VAC @ 60 Hz x 4	105 amps DC x 4	D30 amps AC x 4	D125 amps AC	15 / 7	
48 VDC	120 / 240 VAC @ 60 Hz	120 / 240 VAC @ 60 Hz	60 amps DC	D30 amps AC	D60 amps AC	8 / 4	
48 VDC	120 / 240 VAC @ 60 Hz x 2	120 / 240 VAC @ 60 Hz x 2	60 amps DC x 2	D30 amps AC x 2	D60 or D 125 amps AC	10 / 5	
48 VDC	120 / 240 VAC @ 60 Hz x 3	120 / 240 VAC @ 60 Hz x 3	60 amps DC x 3	D30 amps AC x 3	D125 amps AC	NA	
48 VDC	120 / 240 VAC @ 60 Hz x 4	120 / 240 VAC @ 60 Hz x 4	60 amps DC x 4	D30 amps AC x 4	D125 amps AC	15 / 7	

Available Magnum Panel Extension part numbers:

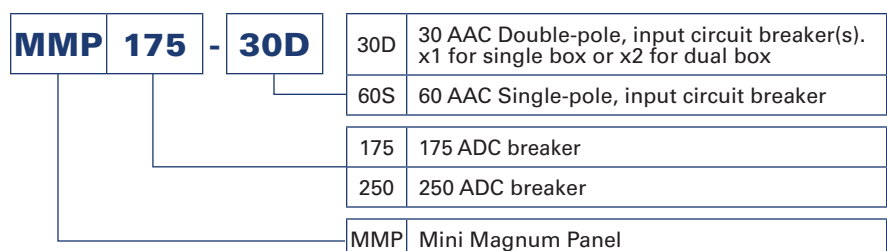
- MPX-30D
- MPX-60S

Magnum Panel Extension part numbers follow the same two-part pattern: MPX-30D, which may be broken down into:



Mini Magnum Panel part numbers:

Mini Magnum Panel part numbers follow the same three-part pattern: MMP175-30D, which may be broken down into:



Magnum Energy, Inc.
2211 West Casino Road
Everett, Washington 98204 USA

Phone: 425-353-8833

Fax: 425-353-8390

Web: www.magnumenergy.com